



## Prekindergarten Summer Enrichment Menu

The summer choice boards below are designed to help your daughter maintain and enrich skills taught in prekindergarten, to prepare for learning to come in kindergarten. These learning activities are all optional, you may do these activities more than once if you would like. Please let Kris Blamphin, [kblamphin@ashrosary.org](mailto:kblamphin@ashrosary.org), know if you will like a hard copy of the choice boards. Also, if you need help with anything, please know that our counselor, Janice Foulks, is available by email all summer. Her email address is [jfoulks@ashrosary.org](mailto:jfoulks@ashrosary.org).



We hope the girls enjoy!

Love,  
The Prekindergarten Team

## Prekindergarten to Kindergarten Letter Sound Review


<p><b>Review letter sounds A-F:</b></p> <p><a href="#">FoundationCardsA-F</a></p> <p>Follow along with a teacher led video to review letter sounds!</p>	<p><b>Lucky Letter Lady:</b></p> <p>Go on a scavenger hunt to review the desired letter sound. Can you find an item that begins with the /s/ sound?</p> <p>ABCDEF GHIJKLM NOPQRST UVWXYZ</p>	<p><b>Review letter sounds M-R:</b></p> <p><a href="#">FoundationCardsM-R</a></p> <p>Follow along with a teacher led video to review letter sounds!</p>
<p><b>Review letter sounds G-L:</b></p> <p><a href="#">FoundationCardsG-L</a></p> <p>Follow along with a teacher led video to review letter sounds!</p>	<p><b>Beginning sound of words:</b></p> <p>Review the desired letter's initial sound by asking your daughter, "Can you figure out what letter this object begins with?"</p>	<p><b>Review letter sounds S-Z:</b></p> <p><a href="#">FoundationCardsS-Z</a></p> <p>Follow along with a teacher led video to review letter sounds!</p>

## Prekindergarten to Kindergarten Reading

<p><b>Comprehension: predicting &amp; retelling:</b></p> <p>Look at the cover, then predict what might happen. Read the book, was your prediction correct? How can you tell?</p> 	<p><b>Comprehension: predicting &amp; retelling:</b></p> <p>Read a book with your daughter, then ask her to name an event from the beginning, middle, and end of the story.</p> 
<p><b>Comprehension: predicting &amp; retelling:</b></p> <p>Choose a fiction book and a non-fiction book to read with your daughter. Read both books, and ask your daughter what she notices about the two books. What were the differences? Similarities?</p>	<p><b>Comprehension: predicting &amp; retelling:</b></p> <p>Read a book with your daughter and ask her to name the main character, and the setting of the story.</p>

## Prekindergarten to Kindergarten Mathematics

<p><b>Counting:</b></p> <ul style="list-style-type: none"> <li>Practice counting a pile of beans, coins, or any hands on material you have at home.</li> </ul> <p><a href="#">CountingaPileDemo</a></p> <ul style="list-style-type: none"> <li>Practice the skill of counting to “make a pile”. Have your daughter make a pile of hands on manipulatives to match a number you ask of her. “Please make a pile of 5.”</li> </ul> <p><a href="#">MakingaPileDemo</a></p>	<p><b>Measuring:</b></p> <ul style="list-style-type: none"> <li>Have your daughter go on a scavenger hunt for something longer than her foot, taller than her, smaller than her pinky, etc.</li> <li>Roll out the various length play-doh snakes and ask your daughter to compare them. Encourage her to use comparison vocabulary: longest, shortest, thicker, thinner.</li> </ul>	<p><b>Geometry:</b></p> <ul style="list-style-type: none"> <li>Play “I spy” for shapes! I spy a square, circle, rectangle...etc</li> <li>Go on a scavenger hunt in your neighborhood for different shape street signs.</li> <li>Magazine cut-out shape sort and glue.</li> </ul>
---	---	--



- Practice estimating how many spoonfuls of cereal will fit in your bowl? Cup? Jar?
- Practice measuring by asking your daughter how many paper clips she will need to make a chain around her ankle.

#### BIGGER OR SMALLER SCAVENGER HUNT

- Find something bigger than a crayon but smaller than a banana.
- Find something bigger than a coin but smaller than a clock.
- Find something bigger than a shoe but smaller than a pillow.
- Find something bigger than a paper clip but smaller than a water bottle.
- Find something bigger than a clipboard but smaller than a door.
- Find something bigger than a toy car but smaller than a plate.
- Find something bigger than a TV remote but smaller than the couch.

#### SHAPES SCAVENGER HUNT

- Find something that turns that is a circle.
- Find something in the kitchen that is a square.
- Find 4 things that are rectangles.
- Find something in the shape of a heart.
- Find something in your room that is a rectangle.
- Find something that is a cylinder in the kitchen.
- Find something that is the shape of a triangle.
- Find something shaped like a cube.
- Find 3 things that are circles.



#### Data Collection:


- Make a weather chart and count how many sunny, cloudy, and rainy days for the month.
- Ask your family a question like "What is your favorite ice cream?" and create a graph with the results.
- Go in your neighborhood and count how many red cars vs. blue cars. Create a graph with the results.
- Call friends or relatives and ask them "How many bedrooms are in your house." Create a graph with your results. Be sure to use the terms "most, least" when describing your graph.

#### Sorting:

- Color: Sort m&m's or Skittles by color
- Size: Small, medium, and large objects in your home and sort them
- Shape: Find objects in your home in the shape of a circle, triangle, and square and sort
- Category: Some examples are to sort fruits from vegetables, or sort different types of transportation, or sort different types of animals

#### Patterns:




- Can you make an AB pattern with flowers/plants from your backyard?
- Can you make an ABC pattern with kitchen materials like different shapes of pasta?
- Ask your daughter to compare two different patterns and ask her to point out the similarities between the two patterns, and the differences.
- Practice extending pre-existing patterns by asking, "what comes next in this pattern?"



## Prekindergarten to Kindergarten Writing

<p><b>Written and Illustrated response practice:</b></p> <ul style="list-style-type: none"> <li>• What are you thankful for?</li> <li>• What would you like to get better at this summer?</li> <li>• What is your favorite summer activity?</li> <li>• What are you most excited for Kindergarten?</li> </ul> <p><a href="#">Foundations paper</a></p>	<p><b>Proper Letter Formation:</b></p> <ul style="list-style-type: none"> <li>• Review letter formation for A-F</li> <li>• Review letter formation for G-L</li> <li>• Review letter formation for M-R</li> <li>• Review letter formation for S-Z</li> </ul> <p>Guidelines for language used to describe letter formation can be found in the back of your daughter's greenbook.</p>	<p><b>Proper Number Formation:</b></p> <ul style="list-style-type: none"> <li>• Review number formation for 1,2,3</li> <li>• Review number formation for 4,5,6</li> <li>• Review number formation for 7,8</li> <li>• Review number formation for 9,10</li> </ul> <p>Practice forming numbers 1-10 using top to bottom progression. Practice forming numbers using a variety of materials. We encourage crayons, paint, small pieces of chalk, sand, or shaving cream!</p>
--	---	---

## Prekindergarten to Kindergarten Word Play

<p><b>Rhyming:</b></p> <ul style="list-style-type: none"> <li>• Read a nursery rhyme with your daughter. Ask her to recall some of the rhyming words she heard.</li> <li>• Draw pictures of two things that rhyme and write the words.</li> <li>• Call out 3 words; 2 that rhyme and 1 that doesn't. Ask your daughter to tell you the word that does not rhyme.</li> <li>• Call out a word, and ask your daughter to supply a rhyming word pair.</li> </ul> <div data-bbox="215 1402 675 1860"> <p><b>RHYMING SCAVENGER HUNT</b></p> <p>primary kindergarten</p> <ul style="list-style-type: none"> <li>• Find something that rhymes with bee.</li> <li>• Find something that rhymes with moon.</li> <li>• Find something that rhymes with bear.</li> <li>• Find something that rhymes with rock.</li> <li>• Find something that rhymes with glue.</li> <li>• Find something that rhymes with hose.</li> <li>• Find something that rhymes with sub.</li> <li>• Find something that rhymes with bug.</li> <li>• Find something that rhymes with car.</li> <li>• Find something that rhymes with fan.</li> <li>• Find something that rhymes with gum.</li> <li>• Find something that rhymes with fox.</li> <li>• Find something that rhymes with ten.</li> </ul>  <p>Bee</p> </div>	<p><b>Compound Words</b></p> <ul style="list-style-type: none"> <li>• Practice dissecting compound words. Talk with your daughter about the two smaller words that make up the compound word. Example "What two words do you hear when I say Butterfly? butter+fly=butterfly"</li> <li>• Create your own crazy compound word! Combine two smaller words to create a brand new crazy compound word and have fun using your imagination to draw what the word might look like!</li> </ul> <div data-bbox="938 1402 1425 1808">   </div>
---	---

