



Getting Ready for First Primary

This summer, please continue to read, write, and count with your daughter. She should read daily and review sight words. To reinforce her writing skills, have her choose a fun notebook to use as a writing journal. She will use her journal to illustrate, label, and write sentences. To support mathematical concepts learned this year, keep counting and continuing to play math games. The summer choice boards below are to help your daughter prepare for first primary. Each board has choices of activities based on Foundations, reading, writing, and math. You may do these activities more than once if you would like. Please let Jennifer Adams, jadams@ashrosary.org, know if you will like a hard copy of the choice boards. Also, if you need help with anything, please know that our counselor, Janice Foulks, is available by email all summer. Her email address is jfoulks@ashrosary.org.

Enjoy your summer!
the kindergarten teachers

Kindergarten to First Summer Foundations Practice

Review sound cards.

ABC Sound Cards



Review vowel extensions.

Vowel Extensions Page



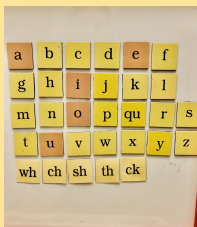
Review digraph sounds.

Digraph Sounds Page



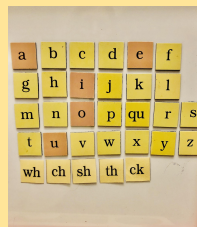
Reading words using the tile board with word lists:
Foundations Note and digraph word list:

Build the word for your daughter on her tile board using the movable tiles. She will tap it out and blend to read.




Building words using the tile board with word lists:
Foundations Note and digraph word list:

Tell your daughter the word. She will tap it out and build words with the letter tiles. Make sure she checks words by pointing under each tile to read the word.



Writing words with word lists:
Foundations Note and digraph word list:

Tell your daughter the word. She will tap it out and write the word. Make sure she checks words by pointing under each tile to read the word.




Complete sentence dictation.

Tell your daughter the sentence. Have your daughter repeat the sentence and then she will write the sentence.

- ★ Dad had a sip.
- ★ Tom had a map.
- ★ Tim had a nap.
- ★ The box is shut.
- ★ Tom had fun.
- ★ Pat had a dog.

Read the story below. Reread to practice fluency.

Cod Fish



Search for digraphs.




Digraph Detective 1

Digraph Detective 2

Digraph Detective 3

Kindergarten to First Summer Reading Practice

Read your summer reading book.



If you did not receive this book, please contact Jennifer Adams, jadams@ashrosary.org.

Review sight words.

Sight Words

Step 1: Click on link.

Step 2: Click on flashcards. *** Must click flashcards to get audio!***

Activities for sight word practice:

- ★ Build words with playdoh.
- ★ Write the words with chalk on your sidewalk.
- ★ Spell words with magnetic letters.
- ★ Write the words using a tray of sand or sugar.
- ★ Go on a sight word hunt in books.

Read your literacy notebook.



Read ABC books.



Continue to read ABC books to strengthen sound power. Here is the [ABC anchor chart](#) to use as a reference.

Use your super powers while reading!



Here is the [Super Powers anchor chart](#) to use as a reference.

You are an avid reader!



Use this [Reading Bingo](#) card.

Here is the [avid reader anchor chart](#) to use as a reference.

Use book talk power after listening to [Mister Seahorse](#) by Eric Carle.

- ★ Who was in the story?
- ★ Where did the story take place?
- ★ What happened first?
- ★ Then what happened?
- ★ What happened next?
- ★ What happened at the end?

Click here to complete story pages: [Shared Reading Maps](#).

Use book talk power after listening to [Swimmy](#) by Leo Lionni.

- ★ Who was in the story?
- ★ Where did the story take place?
- ★ What happened first?
- ★ Then what happened?
- ★ What happened next?
- ★ What happened at the end?

Click here to complete story pages: [Shared Reading Maps](#).

Use book talk power after listening to [How I Spent My Summer Vacation](#) by Mark Teague.

- ★ Who was in the story?
- ★ Where did the story take place?
- ★ What happened first?
- ★ Then what happened?
- ★ What happened next?
- ★ What happened at the end?

Click here to complete story pages: [Shared Reading Maps](#).

Kindergarten to First Summer Writing Practice

Start a writing journal.



Practice uppercase letter formation.



Use this paper: [Letter formation paper](#)

Follow these directions: [Uppercase letter formation directions](#)

Practice lowercase letter formation.



Use this paper: [Letter formation paper](#)

Follow these directions: [Lowercase letter formation directions](#)

Write a pattern book.

Write in your journal or use this paper: [Pattern writing booklet](#)

Write a how to book.

Write in your journal or use this paper: [How to writing booklet](#)

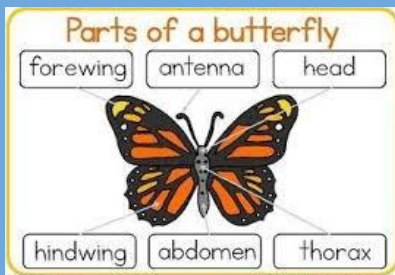
Write a sentence and illustrate a picture.

Write in your journal or use this paper: [Foundations paper](#)

Opinion writing: Illustrate and write about your favorite summer activity.



Illustrate a picture and label the picture.

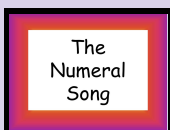


Illustrate and write about an animal.



Kindergarten to First Summer Math Practice

Number Formation



- ★ [Numeral Song Link](#)
- ★ [Find the Number](#)
- ★ Write numbers 0-20.

2D Shapes



- ★ [2D Shapes Video Link](#)
- ★ [Find the Shapes](#)
- ★ Describe 2D Shapes
Talk to a partner about the attributes of 2D shapes.
[*Chart of attributes*](#)
- ★ Go on a shape hunt and draw the shapes you find.

3D Shapes



- ★ [3D Shapes Song Link](#)
- ★ Create 3D Shapes
[*Activity Card*](#)
- ★ Talk to a partner about the attributes of 3D shapes.
(Describe the shapes)
[*Chart of attributes*](#)
- ★ Go on a 3D shape hunt.

Counting



- ★ [Count the Monkeys Read Aloud Link](#)
- ★ [Count and Graph](#)
- ★ Count how many windows and doors are in your house.
Which is greater?
- ★ Count the number of steps it takes to walk around your room.

Addition



- ★ [Addition Video Link](#)
- ★ [Addition Color by Number Sentence](#)
- ★ Make up your own addition story and share with a partner.

Subtraction



- ★ [Subtraction Video Link](#)
- ★ [Subtraction Color by Number Sentence](#)
- ★ While eating a snack make up a subtraction number story to go with it.
- ★ Subtraction Bowling
Set up 10 objects and make a number sentence after each roll.

Shape Games

Play [Shape Match Up](#).

Click for [cards](#).

Reminder to talk about shapes and their attributes while playing the games.


Number Games

Play count and sit.

1. Determine how you want to count. (1s, 5s, or 10s)
2. Determine what number you want to start and stop with.
3. Play with multiple players.

For example: Count by 1s, start at 5 and go to 15. When you get to 15, that person sits. Last person standing wins.

Make a number poster for the numbers 1 - 20.



Addition and Subtraction Games

Play [subtraction top it](#).

Play [addition top it](#).

Play the Top It games with a deck of cards.

Reminder to talk about the numbers and if they are greater than or less than each other while playing the games.